



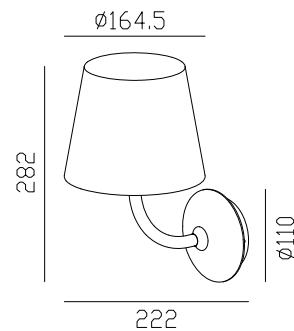
## OPERATION INSTRUCTION

### 1. Use as directed:

This product serves exclusively lighting purposes and may:

- not be exposed to strong mechanical loads or to strong contamination.
- only be installed and operated after a condition inspection if the product is dirty or has been moistened through storage.

If these points named above are not adhered to, a short circuit or electrical shock may occur!



### 2. Technical Data:

- Operating voltage: 220-240V 50Hz
- class: I
- Safety type: IP 65
- Bulb: 40×0.18W SMD(7W)

### 3. Assembly

Attention: Use only parts, which belong to the product! Otherwise the product or the installation might not be sufficiently safe. Switch off the power of the mains supply line or respectively of the connection lead before doing any works.

### 4. Operation:

#### Information for the user:

Operate the product only if it is working correctly. Switch off the product with a malfunction immediately and operate it again only after examination by an electrical specialist. This is the case, when:

- visible damages appear.
- the product does not work.
- smoke, steam or crackling sounds appear.
- an overheating is recognisable. Repairs of the product or work on mains voltage-prominent sections may only be carried out by qualified electricians.

Attention: Here exists mortal danger from an electric shock!

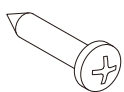

#### How to avoid failure and fire risk:

Do not fasten or hang anything on the product!

- Provide free air circulation - cover nothing!
- Do not hang anything on the product, especially no decoration and no electrically conducting objects.

- Replace damaged protection glasses immediately.
- Never let children play unsupervised with electric products! Children can not always estimate dangers in dealing with electric energy correctly.

1.



×2



×2




×1



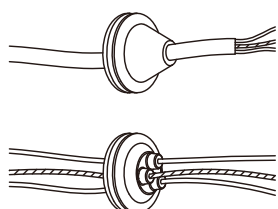

×1

2.



3.

65mm



H07 RN-F

H05 RN-F

4.

